


# PTO GEAR BOX



## DISCLAIMER

- > All performance and specification figures are where possible taken from the latest documentation and may vary from older literature versions.
- > Product photos shown are indicative only. Actual products may differ from that shown.
- > Failure or improper selection or improper use of the products described herein or related items can cause death, personal injury and property damage. Whilst every reasonable effort has been made to ensure that the information contained herein is accurate, no warranty is given that it is free from error or omission. Windust Hydraulic Services Ltd will not accept liability for any injury, loss or damage arising directly or indirectly from any use or reliance on this information.

# PTO GEAR BOX

# Index

**PRODUCT**

**BRAND**

**MODEL**

<b>PTO Step Up Box</b>	<b>Hydr-App</b>	<b>B600</b>
<b>PTO Step Up Box</b>	<b>Hydr-App</b>	<b>ML32</b>
<b>PTO Step Up Box</b>	<b>Hydr-App</b>	<b>ML52</b>
<b>Overhung Load Adaptor</b>	<b>Boreli</b>	<b>Overhung Load Adaptor</b>



# PTO

## Step Up Box

- > Maximum HP Rating - 67HP
- > Use SAE 90 Oil (iso 150) only



## B600

MODEL	INPUT TYPE	SHAFT	STEP UP RATIO	PUMP MOUNT
<a href="#">B600-1-1-3</a>	Male	1" $\frac{3}{8}$ 6 T	3.0 : 1.0	Adapter Flange
<a href="#">B600-2-1-2</a>	Female	1" $\frac{3}{8}$ 6 T	2.0 : 1.0	Adapter Flange
<a href="#">B600-2-1-3</a>	Female	1" $\frac{3}{8}$ 6 T	3.0 : 1.0	Adapter Flange

## ACCESSORIES

MODEL	DESCRIPTION
<a href="#">14050005</a>	Adapter Flange GRP3 Euro
<a href="#">14050011</a>	Adapter Flange SAE B
<a href="#">14050055</a>	Adapter Flange SAE C
<a href="#">30505440100</a>	GRP3 1:8 Taper 4mm Key / Z24
<a href="#">31046800</a>	$\frac{7}{8}$ " 13 T / Z14 Spline
<a href="#">31042300</a>	1" 15 T / Z14 Spline
<a href="#">31036300</a>	1" $\frac{1}{4}$ 14 T / Z14 Spline
<a href="#">ELF GEAR 589</a>	Gear Oil 80W90

## SPARE PARTS

MODEL	DESCRIPTION
<a href="#">39207300</a>	Body Gasket
<a href="#">39203800</a>	Adapter Flange Gasket
<a href="#">4112790000</a>	Output Shaft Seal
<a href="#">44105100</a>	Input Shaft Seal
<a href="#">90200062</a>	Input Shaft Female 1" $\frac{3}{8}$ 6 T
<a href="#">290000008</a>	Breather Plug $\frac{3}{8}$ " BSPP



# PTO

## Step Up Box

- > Maximum HP Rating - 14HP
- > Use SAE 90 Oil (iso 150) only



## ML32


MODEL	INPUT TYPE	SHAFT	STEP UP RATIO	PUMP MOUNT
<a href="#">ML32-2-1-3</a>	Female	1" $\frac{3}{8}$ 6 T	3.0 : 1.0	GRP2 Euro
<a href="#">ML32-2-1-3.5</a>	Female	1" $\frac{3}{8}$ 6 T	3.5 : 1.0	GRP2 Euro

## ACCESSORIES

MODEL	DESCRIPTION
<a href="#">31000700</a>	GRP2 1:8 Taper / Z14 Spline
<a href="#">ELF GEAR 589</a>	Gear Oil 80W90

## SPARE PARTS

MODEL	DESCRIPTION
<a href="#">39205600</a>	Body Gasket
<a href="#">44102600</a>	Output Shaft Seal
<a href="#">44103100</a>	Input Shaft Seal
<a href="#">29000009</a>	Button Site Level $\frac{3}{8}$ " BSPP
<a href="#">29000008</a>	Breather Plug $\frac{3}{8}$ " BSPP



# PTO

## Step Up Box

- > Maximum HP Rating - 34HP
- > Use SAE 90 Oil (iso 150) only



## ML52


MODEL	INPUT TYPE	SHAFT	STEP UP RATIO	PUMP MOUNT
<a href="#">ML52-1-1-2</a>	Male	1" $\frac{3}{8}$ 6 T	2.0 : 1.0	GRP3 Euro
<a href="#">ML52-1-1-3.4</a>	Male	1" $\frac{3}{8}$ 6 T	3.4 : 1.0	GRP3 Euro
<a href="#">ML52-2-1-2</a>	Female	1" $\frac{3}{8}$ 6 T	2.0 : 1.0	GRP3 Euro
<a href="#">ML52-2-1-3.4</a>	Female	1" $\frac{3}{8}$ 6 T	3.4 : 1.0	GRP3 Euro

## ACCESSORIES

MODEL	DESCRIPTION
<a href="#">10014</a>	GRP3 1:8 Taper 4mm Key / Z18 Spline
<a href="#">10044</a>	GRP2 1:8 Taper 4mm Key / Z18 Spline
<a href="#">31003900</a>	GRP2 1:8 Taper 3.2mm Key / Z18 Spline
<a href="#">ELF GEAR 589</a>	Gear Oil 80W90

## SPARE PARTS

MODEL	DESCRIPTION
<a href="#">39205000</a>	Body Gasket
<a href="#">44103100</a>	Input Shaft Seal
<a href="#">29000009</a>	Button Site Level $\frac{3}{8}$ " BSPP
<a href="#">29000008</a>	Breather Plug $\frac{3}{8}$ " BSPP



# PTO Over Hung Load Adaptor

- > Bearing Support Adaptor
- > For Side Load Applications



## OVER HUNG LOAD ADAPTOR

MODEL	INPUT SPLINE	INPUT MOUNT	OUTPUT MOUNT	SHAFT
<a href="#">25401</a>	Z14 Spline	Group 1 Euro	2" Spigot 4 Bolt	1:8 Taper
<a href="#">25402</a>	Z14 Spline	Group 2 Euro	36.5mm Spigot 4 Bolt	1:8 Taper
<a href="#">25404-6</a>	Z18 Spline	Group 3 Euro	2" Spigot 4 Bolt	1:8 Taper
<a href="#">25601</a>	Z14 Spline	Group 1 Euro	2" Spigot 4 Bolt	18mm Keyed
<a href="#">25602</a>	Z14 Spline	Group 2 Euro	36.5mm Spigot 4 Bolt	18mm Keyed
<a href="#">25603-1</a>	Z15 Spline	Group 2 Euro	2" Spigot 4 Bolt	22mm Keyed
<a href="#">25604-6</a>	Z18 Spline	Group 3 Euro	2" Spigot 4 Bolt	24mm Keyed
<a href="#">25607</a>	Z18 Spline	Group 3 Euro	SAE A	1" Keyed
<a href="#">25608</a>	Z18 Spline	Group 3 Euro	SAE B	7/8" Keyed

## ACCESSORIES

MODEL	DESCRIPTION
<a href="#">10003</a>	Coupling Z14 x 1:8 Taper Group 1
<a href="#">10007</a>	Coupling Z15 x 1:8 Taper 3.2mm Key Group 2
<a href="#">10014</a>	Coupling Z18 x 1:8 Taper 4mm Key Group 3
<a href="#">10035</a>	Coupling Z15 x 1:8 Taper 4mm Key Group 2
<a href="#">10044</a>	Coupling Z18 x 1:8 Taper 4mm Key Group 2
<a href="#">31003900</a>	Coupling Z18 x 1:8 Taper 3.2mm Key Group 2
<a href="#">31000700</a>	Coupling Z14 x 1:8 Taper 3.2mm Key Group 2

